



MMetrix

Wall Mounting Metal Enclosures
Stainless Steel (SS) Series, IP66

The ubiquitous Metrix Enclosure design - now in Stainless Steel 304 / 316, Ingress Protection (IP) 66*, for heavy-duty needs.



Zinc plated sheet steel mounting plate for higher corrosion resistance.

Concealed hinges permit more than 110° door opening. Hinges are easily detachable.

The Metrix 'Vase - type' enclosure water-proof neck, the industry standard to wick off rain.

Doors sealed with polyurethane rubber gaskets. High heat proof and durability.

Earthing studs as standard.



Stainless steel door lock



Optional built-in door windows



Separate wall mount brackets as needed



Earthing links available as an option



Optional louvre plates



Optional canopy for weathering rain



Optional flange plate for added convenient access



Impeccably finished by automated welding



* IP 54, 55, 65 options also available


... with sizes for every application.

Model No. *	WxHxD (mm)	Locks	Hinges	Brackets	Thickness (mm)
ME202514T12SIP66	200x250x140	1	2	4	1.2
ME253014T12SIP66	250x300x140	1	2	4	1.2
ME253020T12SIP66	250x300x200	1	2	4	1.2
ME303014T12SIP66	300x300x140	1	2	4	1.2
ME303020T12SIP66	300x300x200	1	2	4	1.2
ME304014T12SIP66	300x400x140	1	2	4	1.2
ME304020T12SIP66	300x400x200	1	2	4	1.2
ME404014T12SIP66	400x400x140	1	2	4	1.2
ME404020T12SIP66	400x400x200	1	2	4	1.2
ME405014T12SIP66	400x500x140	2	2	4	1.2
ME405020T12SIP66	400x500x200	2	2	4	1.2
ME405026T12SIP66	400x500x260	2	2	4	1.2
ME406014T12SIP66	400x600x140	2	2	4	1.2
ME406020T12SIP66	400x600x200	2	2	4	1.2
ME406026T12SIP66	400x600x260	2	2	4	1.2
ME506014T12SIP66	500x600x140	2	2	4	1.2
ME506020T12SIP66	500x600x200	2	2	4	1.2
ME506026T12SIP66	500x600x260	2	2	4	1.2
ME506032T12SIP66	500x600x320	2	2	4	1.2
ME507014T15SIP66	500x700x140	2	2	4	1.5
ME507020T15SIP66	500x700x200	2	2	4	1.5
ME507026T15SIP66	500x700x260	2	2	4	1.5
ME507032T15SIP66	500x700x320	2	2	4	1.5
ME608020T15SIP66	600x800x200	2	3	4	1.5
ME608026T15SIP66	600x800x260	2	3	4	1.5
ME608032T15SIP66	600x800x320	2	3	4	1.5
ME608038T15SIP66	600x800x380	2	3	4	1.5
ME6010026T15SIP66	600x1000x260	2	3	6	1.5
ME6010032T15SIP66	600x1000x320	2	3	6	1.5
ME6010038T15SIP66	600x1000x380	2	3	6	1.5
ME6010045T15SIP66	600x1000x450	2	3	6	1.5
ME8010026T15SIP66	800x1000x260	2	3	6	1.5
ME8010032T15SIP66	800x1000x320	2	3	6	1.5
ME8010038T15SIP66	800x1000x380	2	3	6	1.5
ME8010045T15SIP66	800x1000x450	2	3	6	1.5
ME8012026T15SIP66	800x1200x260	3	3	6	1.5
ME8012032T15SIP66	800x1200x320	3	3	6	1.5
ME8012038T15SIP66	800x1200x380	3	3	6	1.5
ME8012045T15SIP66	800x1200x450	3	3	6	1.5

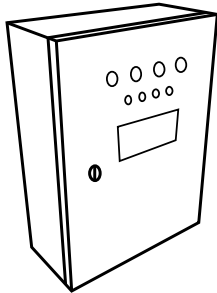
* The above refers to 304 grade. For 316 grade, substitute "S" with "X" in model number




Bespoke customisations the way you need it, as quickly as you need it.




Standing base option



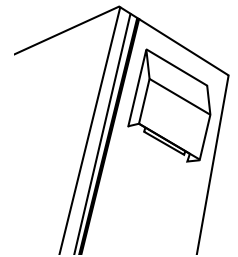
Custom pre-cut holes



Double-layer doors construction



On-body louvre holes



Cover cap for ventilation holes

美捷工程有限公司
香港 九龍 九龍灣宏光道四號
豐隆工業中心一字樓102-107室
香港電話: (852) 28118876 傳真: (852) 28119076
電郵: metrix@metrix.com.hk



Metrix Engineering Co. Ltd
Unit 102-107, 1/F., Hong Leong Industrial Complex,
4 Wang Kwong Road, Kowloon Bay, Kowloon, Hong Kong.
Tel : (852) 28118876 Fax : (852) 28119076
E-mail : metrix@metrix.com.hk